

Common Causes of Leaks

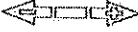
If the leak indicator is flashing or continuously on, the E-Coder)R900i is indicating that a possible leak may exist. Leaks can result from various circumstances. To better help you identify a possible leak, the following table contains some common causes of leak problems that can occur.

Table 3 Possible Leaks

Possible Cause of Leak	Intermittent Leak	Continuous Leak
Outside faucet, garden or sprinkler system leaking	✓	✓
Toilet valve not sealed properly	✓	✓
Toilet running		✓
Faucet in kitchen or bathrooms leaking	✓	✓
Ice maker leaking		✓
Soaker hose in use		✓
Leak between the water meter and the house		✓
Washing machine leaking	✓	✓
Dishwasher leaking	✓	✓
Hot water heater leaking		✓
Watering yard for more than eight hours	✓	✓
Continuous pet feeder		✓
Water-cooled air conditioner or heat pump	✓	✓
Filling a swimming pool		✓
Any continuous use of water for 24 hours		✓

How to Tell if Water is in Use

To determine if water is in use, complete the following steps:

- 1 Check the  flow indicator by closely watching it for two minutes.
- 2 Determine the following conditions:
 - If the arrow is flashing, then water is running very slowly.
 - If the arrow is continuously ON, water is running.
 - If the arrow does not flash, water is not running.

What to Do if There is a Leak


The following checklist can be helpful if the E-Coder)R900i leak indicator shows a possible leak.

Table 4 Checklist for Leaks

- Check all faucets for possible leaks.
- Check all toilets and toilet valves.
- Check the ice maker and water dispenser.
- Check the yard and surrounding grounds for a wet spot or indication of a leaking pipe.

If Continuous Leak is Repaired


If a continuous leak is found and repaired, complete the following steps:

- 1 Use no water for at least 15 minutes.
- 2 Check the  leak icon.

If the leak indicator is continuous ON to flashing, then a leak is no longer indicated.

If Intermittent Leak is Repaired

If an intermittent leak is found and repaired, complete the following steps:

Check the  leak icon after at least 24 hours.

If the leak has been correctly repaired, the leak icon changes from flashing to OFF.

Software

A software update is required for N_SIGHT™ R900 to interpret the advanced feature data communicated from the Neptune E-Coder)R900i.